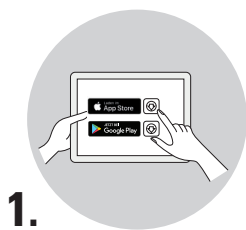




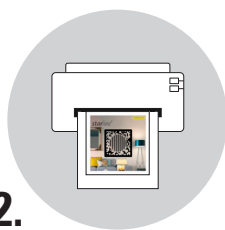
starline[®] Augmented Reality App

New app available. Download the free app now and get started!




1.

Load the free starline Augmented Reality App onto your smartphone or tablet.



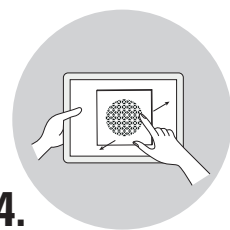
2.

Download the AR marker and print it out in its original size.



3.

Position the marker at the desired location and scan it with the starline Augmented Reality App.



4.

FRÄNKISCHE wishes you a lot of fun while testing and creating!

More information www.designgrills.com/app